

—
SAND
—

Lavabi

Washbasins

Lavabi arredo

Vanity basins

Sand

120

9024111
120x50



70

9087111
70x40



60/T

908311
60x38



100

9023111
100x50



55

9086111
55x40



50/T

908211
50x38



100

9051111
100x50



40

9084111
40x32



48/T

903511
Ø48



80

9022111
80x50



42/T

904811
Ø42



60

9031111
60x50



h85

905811
905911
55x38



50

9085111
50x50



Wc e Bidet

Wc and Bidet

Vasca

Bathtub

55

901211
9065111
54,5x37



55

901411
9062111
54,5x37



50

901811
9064111
50x37



185

VASAND90
185x90



180

VASAND80
180x80



Sand

SAND





Sand 100x50
Lavabo / Washbasin

Sand 55x37
Wc-Bidet

Sand 185x90
Vasca/Bathtub

H6 120x80
Piatto doccia / Shower tray















Sand 60x50
Lavabo / Washbasin



Sand Freestanding 55x33 h85
Lavabo / Washbasin

Sand 55x37
Wc-Bidet



Sand 180x80
Vasca/Bathtub



Sand 50x38
Lavabo / Washbasin









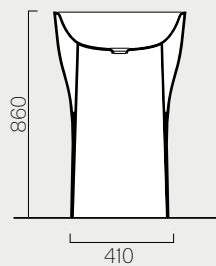
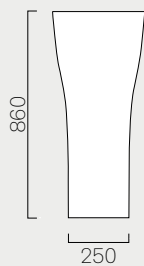
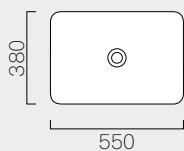


Lavabi

Element Free

Washbasins

Element Free



h85

55x38 85h

p. 56

905811

905911

Lavabo senza foro troppopieno, predisposto per rubinetteria da parete o pavimento. Installazione con scarico a parete o pavimento.

Washbasin with no overflow, prearranged for wall or floor tap fitting. Installation with wall or floor discharge.

Lavabi

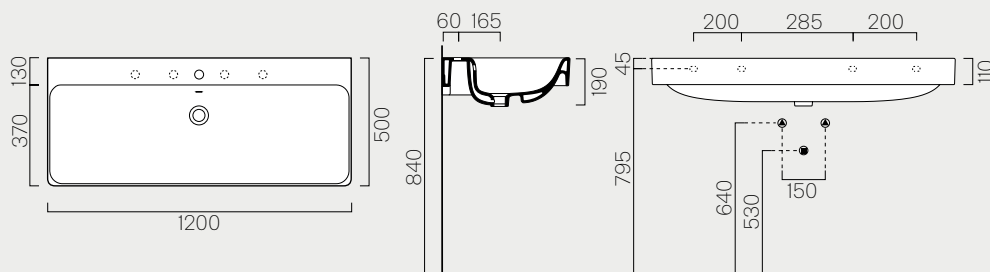
Washbasins

120

p. 58 120x50
 9024111

Lavabo con foro troppopieno mono-
 foro predisposto per rubinetteria
 cinque fori. Installazione
 a sospensione e incasso.

Washbasin with overflow one tap-
 hole, prearranged for five taphole
 fittings. Wall-hung, built-in
 installation.

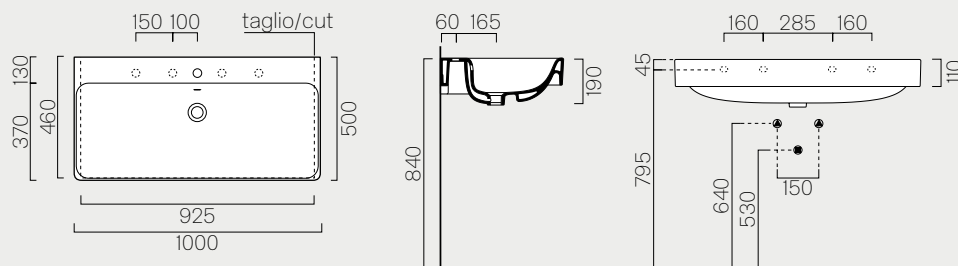


100

p. 58 100x50
 Kg 30,4 9023111
 Lt 18,5

Lavabo con foro troppopieno mono-
 foro predisposto per rubinetteria
 cinque fori. Installazione
 a sospensione e incasso.

Washbasin with overflow one tap-
 hole, prearranged for five taphole
 fittings. Wall-hung, Built-in
 installation.

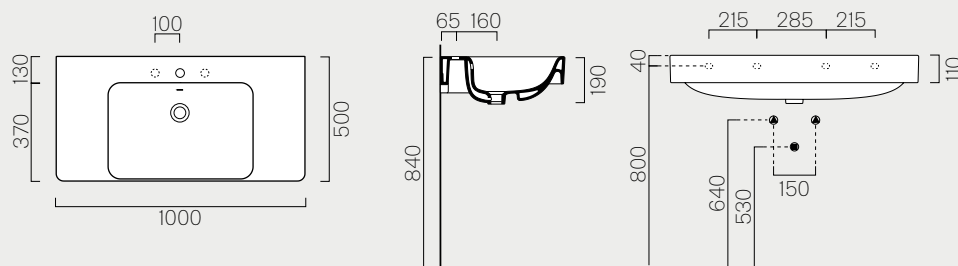


100

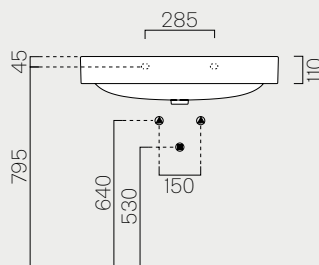
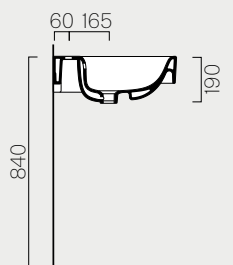
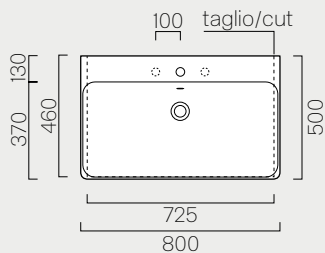
p. 58 100x50
 9051111

Lavabo con foro troppopieno mono-
 foro predisposto per rubinetteria
 triforo. Installazione a sospensione
 e incasso.

Washbasin with overflow one tap-
 hole, prearranged for three taphole
 fittings. Wall-hung, Built-in
 installation.



80

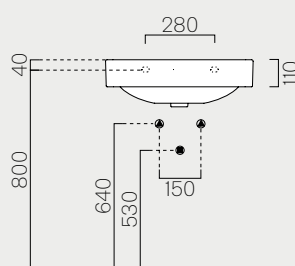
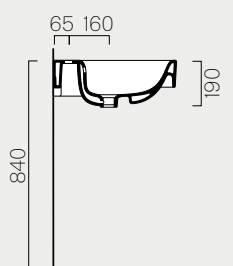
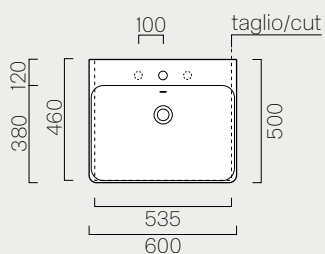


80x50	p. 60
9022111	Kg 24,7
	Lt 14

Lavabo con foro troppopieno mono-
foro predisposto per rubinetteria
triforo. Installazione a sospensione
e incasso.

Washbasin with overflow one tap-
hole, prearranged for three taphole
fittings. Wall-hung, Built-in
installation.

60

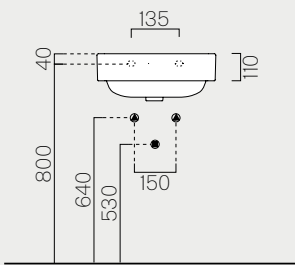
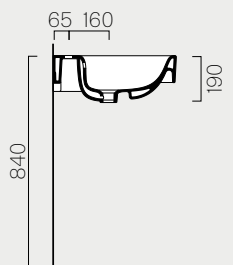
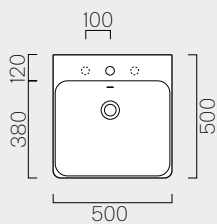


60x50	p. 60
9031111	Kg 19,2
	Lt 9

Lavabo con foro troppopieno mono-
foro predisposto per rubinetteria
triforo. Installazione a sospensione
e incasso.

Washbasin with overflow one tap-
hole, prearranged for three taphole
fittings. Wall-hung, Built-in
installation.

50

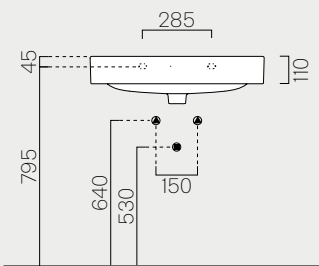
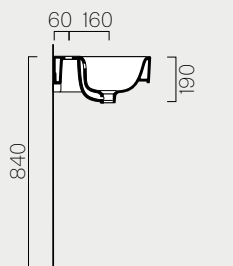
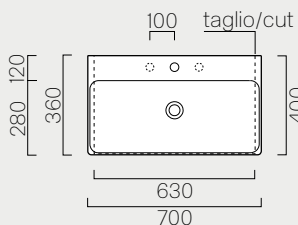


50x50	p. 60
9085111	

Lavabo con foro troppopieno mono-
foro predisposto per rubinetteria
triforo. Installazione a sospensione
e incasso.

Washbasin with overflow one tap-
hole, prearranged for three taphole
fittings. Wall-hung, Built-in
installation.

70



70x40	p. 62
9087111	Kg 15,5
	Lt 9

Lavabo con foro troppopieno mono-
foro predisposto per rubinetteria
triforo. Installazione a sospensione
e incasso.

Washbasin with overflow one tap-
hole, prearranged for three taphole
fittings. Wall-hung, Built-in
installation.

55

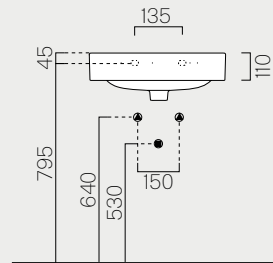
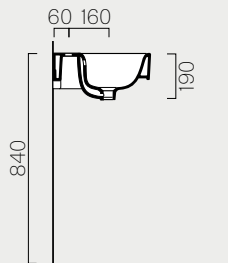
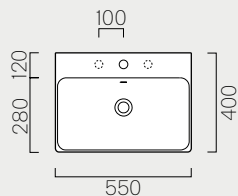
p. 62

55x40

9086111

Lavabo con foro troppopieno monoforo predisposto per rubinetteria triforo. Installazione a sospensione e incasso.

Washbasin with overflow one tap-hole, prearranged for three tap-hole fittings. Wall-hung, Built-in installation.



40

p. 62

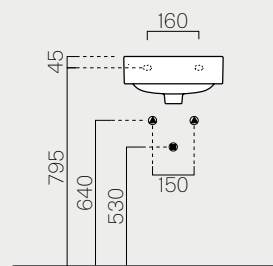
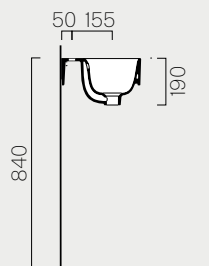
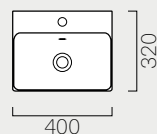
40x32

Kg 9,5

9084111

Lavabo con foro troppopieno monoforo. Installazione a sospensione e incasso.

Washbasin with overflow one tap-hole. Wall-hung, Built-in installation



Lavabi arredo

Vanity basins

60/T

p. 64

60x38

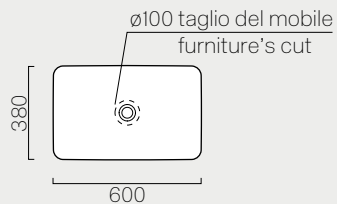
Kg 13,8

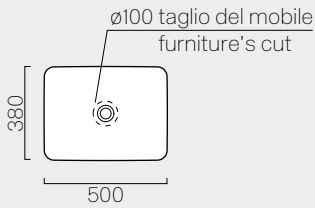
9084111

Lt 8,5

Lavabo senza foro troppopieno predisposto per rubinetteria da parete o su piano. Installazione ad appoggio.

Washbasin with no overflow, prearranged for wall or countertop tap fittings. Countertop installation.



50/T

50x38	p. 64
908211	Kg 10,4
	Lt 6

Lavabo senza foro troppopieno predisposto per rubinetteria da parete o su piano. Installazione ad appoggio.

Washbasin with no overflow, prearranged for wall or countertop tap fittings. Countertop installation.

48/T

Ø48	p. 66
903511	Kg 11
	Lt 7,5

Lavabo senza foro troppopieno predisposto per rubinetteria da parete o su piano. Installazione ad appoggio.

Washbasin with no overflow, prearranged for wall or countertop tap fittings. Countertop installation.

42/T

Ø42	p. 66
904811	Kg 7,9
	Lt 4,5

Lavabo senza foro troppopieno predisposto per rubinetteria da parete o su piano. Installazione ad appoggio.

Washbasin with no overflow, prearranged for wall or countertop tap fittings. Countertop installation.

Wc e Bidet

Wc and Bidet

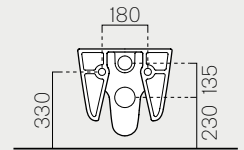
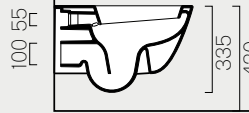
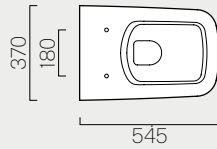
55

p. 68
Kg 21,3

54x37
901211

Wc installazione a sospensione
con sistema di fissaggio dal basso.

Wall-hung wc installation with
concealed fixing.



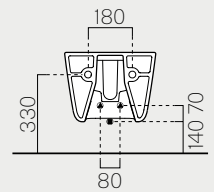
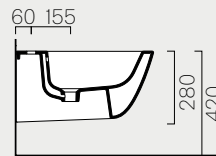
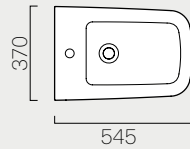
55

p. 68
Kg 16,7

54x37
9065111

Bidet sospeso monoforo con foro
troppopieno e sistema di fissaggio
dal basso.

Single hole wall-hung bidet with
overflow and concealed fixing.



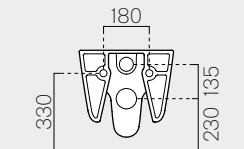
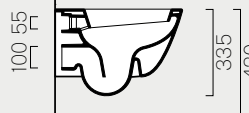
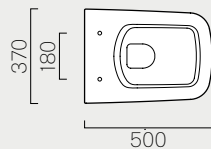
50

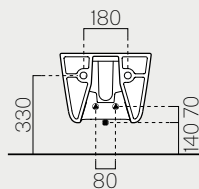

p. 68

49x37
901811

Wc installazione a sospensione
con sistema di fissaggio dal basso.

Wall-hung wc installation with
concealed fixing.

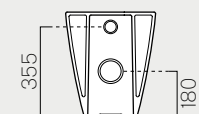
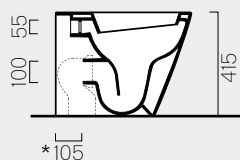
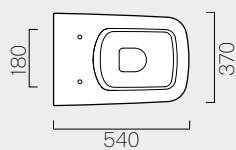


50

49x37 p. 68
9064111

Bidet sospeso monoforo con foro troppopieno e sistema di fissaggio dal basso.

Single hole wall-hung bidet with overflow and concealed fixing.

55

54x37 p. 70
9014111 Kg 24,9

Wc predisposto per scarico a parete oppure a pavimento tramite curva tecnica.

Wall wc with or floor outlet (through pipe fitting).

Curva tecnica
 Technical curve



Codice

MCURVA

MCURVAS

MCURVA90

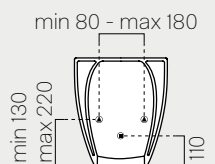
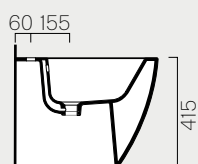
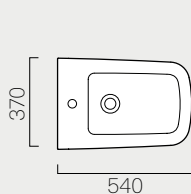
Codes

Interasse
 Distance

* 105

* Da 165 a 180 mm
 * From 165 to 180 mm

* Da 60 a 80 mm
 * From 60 to 80 mm

55

54x37 p. 70
9062111 Kg 22,7

Bidet monoforo con foro troppopieno.

One taphole bidet with overflow hole.

Vasca Bathtub

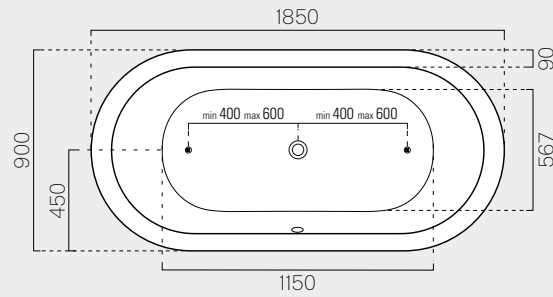
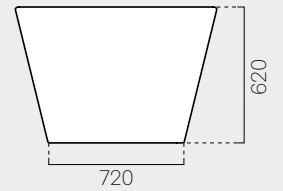
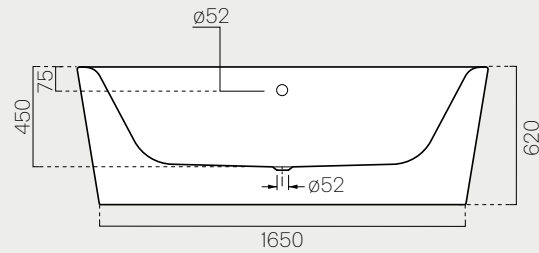
185

p. 72
Kg 58

185x90
VASAND90

Vasca in acrilico completa di sifone e piletta.

Acrylic bathtub including siphon and drain.



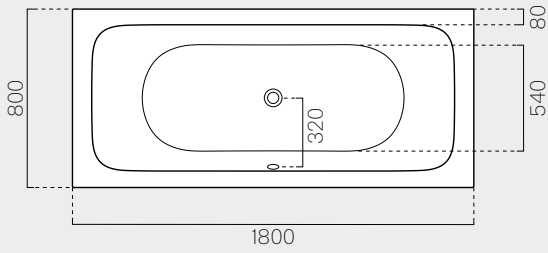
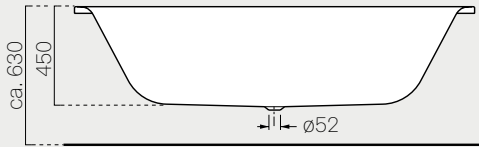
180x80

p. 72

VASAND80

Vasca in acrilico completa di sifone e piletta. Installazione ad incasso.

Acrylic bathtub including siphon and drain. Built-in installation.



Italian Made

I prodotti presenti in questo volume sono progettati e realizzati in Italia secondo i più alti standard qualitativi, nella tutela dell'ambiente, dei diritti e della salute dei lavoratori.

The products in this catalog are designed and produced in Italy according to the highest quality standards, the environmental protection and of course according to the rights and health of employees.

Art Direction/Layout
Studio CCRZ

Photography
Studio Ciapetti

Styling
Monti Studio

Coordination
GSI Lab

Printed by
Intese Grafiche

Thanks to
Brambilla Orsoni architetti associati
Cappellini - Cap design s.p.a
Cinova - Gruppo Industriale Busnelli s.p.a
Cristina rubinetterie
Dornbracht rubinetterie
Knoll International s.p.a
Luceplan s.p.a
Minotti s.p.a
Rapsel s.p.a.
Tapezzeria Conti Aldo & C. s.n.c.
Very Wood - Ifa srl Gervasoni group

Le immagini e i dati contenuti nel presente catalogo sono da ritenersi indicativi e possono subire variazioni anche senza alcun preavviso.

Images and data contained in this catalogue are to be considered indicative and may be changed also without any notice.

GSI

S.p.a. Strada Provinciale 150, km 3,125
01035 Gallese (VT), Italia
T +39 07614911
F +39 0761496111
www.gsiceramica.it

Italian Made



